



PHOENIX DAY



4230 SERIES
TELESCOPING DESK LAMP

4250 SERIES
SWING ARM TABLE LAMP

LIGHTING FIXTURES & METALWORK
3431 REGATTA BLVD. | RICHMOND | CA 94804

4230 SERIES
TELESCOPING DESK LAMP

12"- 14" ADJUSTABLE HEIGHT
7" ARM EXTENSION

4250 SERIES
SWING ARM TABLE LAMPS

13"- 17" ADJUSTABLE HEIGHT
12" ARM EXTENSION


AVAILABLE WITH SELECT BASES AND
SHADES AS SPECIFIED IN PRICE LIST

SHADES U&W AVAILABLE IN TWO LIGHT CLUSTER
OR ONE LIGHT/DIFFUSER DESIGN

FINISH OPTIONS

POLISHED BRASS	BRONZE
SATIN BRASS	POLISHED CHROME
LIGHT ANTIQUE	SATIN CHROME
MEDIUM ANTIQUE	POLISHED NICKEL
DARK ANTIQUE	SATIN NICKEL
VERDE GRIS	

BASE & SHADE OPTIONS




4. RECTANGLE BASE
5" X 7" X 3/4"



5. RECTANGLE BASE
5" X 7" X 1 1/2"



6. T BASE
9" X 8"




7. V BASE
8" X 8"



B. ROUND SHADE
5" DIA. X 3"



E. LONG TUBE SHADE
12 3/4" X 2 1/4"




H. HEXAGON SHADE
7" X 2 1/2"



K. CYLINDER SHADE
12 1/2" X 1 1/2"



M. SHORT TUBE SHADE
6" X 2 1/2"



T. TENT SHADE
7" X 1 3/4"



U. LINEN SHADE
6" X 12" X 7"



W. BRASS SHADE
5" X 12" X 7"

FOB SAN FRANCISCO, CA
© PHOENIX DAY COMPANY 1989